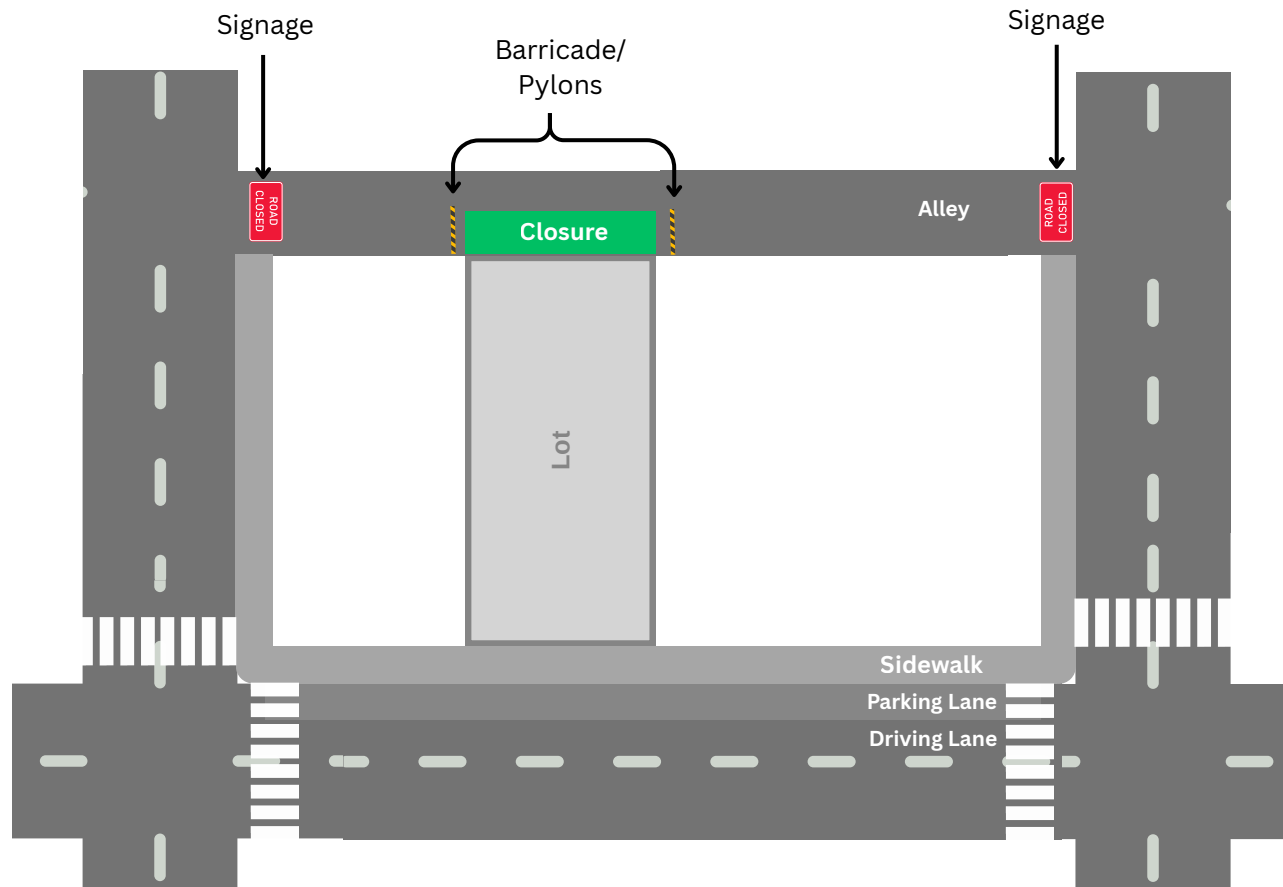


# Closing an Alley

**To be used when:** Access through an alley is partially or fully blocked.

Proper placement of signage, barricades, and pylons is required to clearly indicate closures to vehicles and pedestrians. The permit holder is responsible for ensuring all signage and safety devices remain upright, visible, and properly positioned for the duration of the work. Access for other construction sites may remain open as appropriate.

**Notice Required:** 24 hours



Name	Visual
Signage	
	
Barricade	
Pylon	

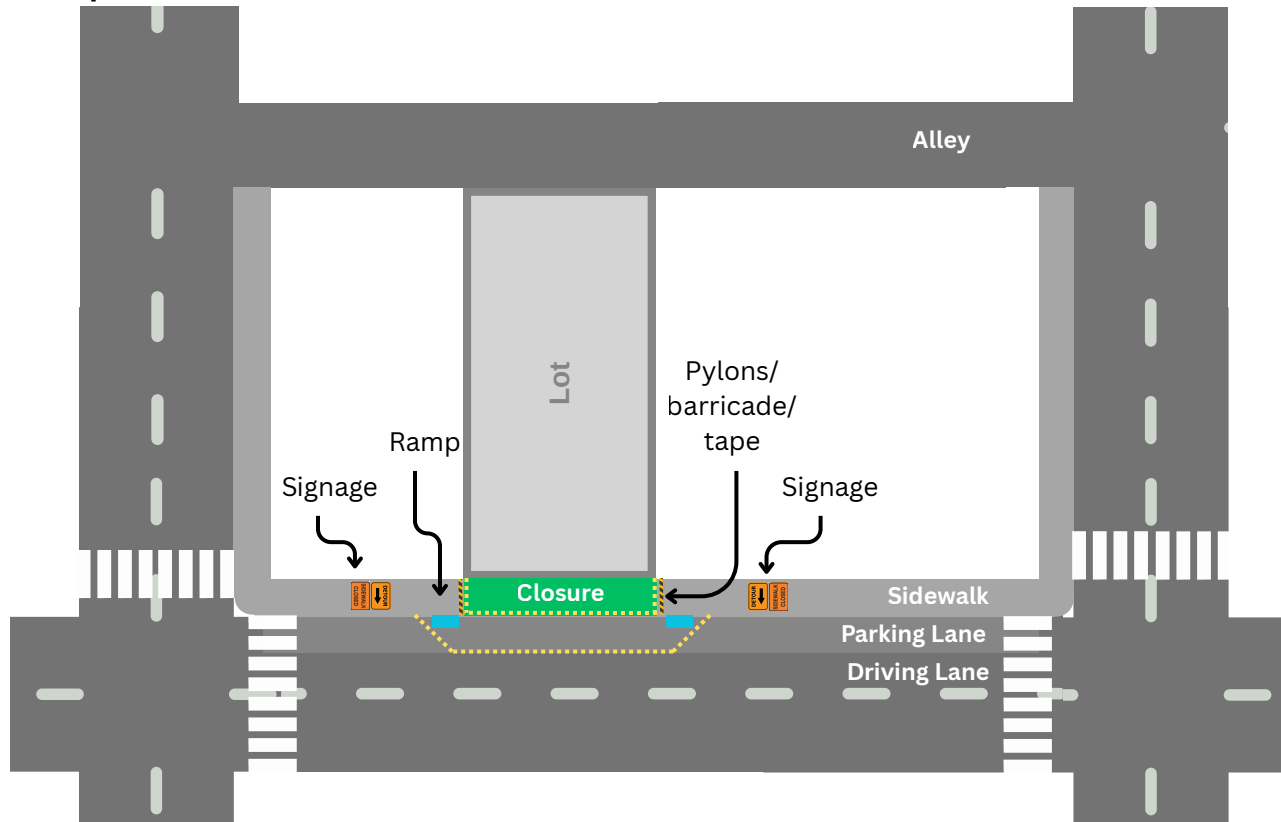
This Traffic Accommodation Plan (TAP) provided is for minimum reference only. The permit holder is responsible for all traffic control measures, public safety, and safe use of the occupied municipal space for the full duration of the work.






# Pedestrian/Sidewalk Detour

**To be used when:** An alternate route on the other side of the street is not available or desirable.

Clear detour signage, barricades, and separation from vehicle traffic must be provided at all times. The goal is that a continuous, safe, and accessible pedestrian route must be maintained for the full length of the closure. Temporary curb ramps must be installed at both ends to allow safe transition from the sidewalk to the parking lane and back. The permit holder is responsible for ensuring the route remains clearly marked, unobstructed, and safe for all users. This type of closure may be permitted on a continuous basis with permission from the Municipality of Jasper.

**Notice Required:** 24 Hours



Name	Visual
Signage	 
Barricade	
Pylon	
Ramp	

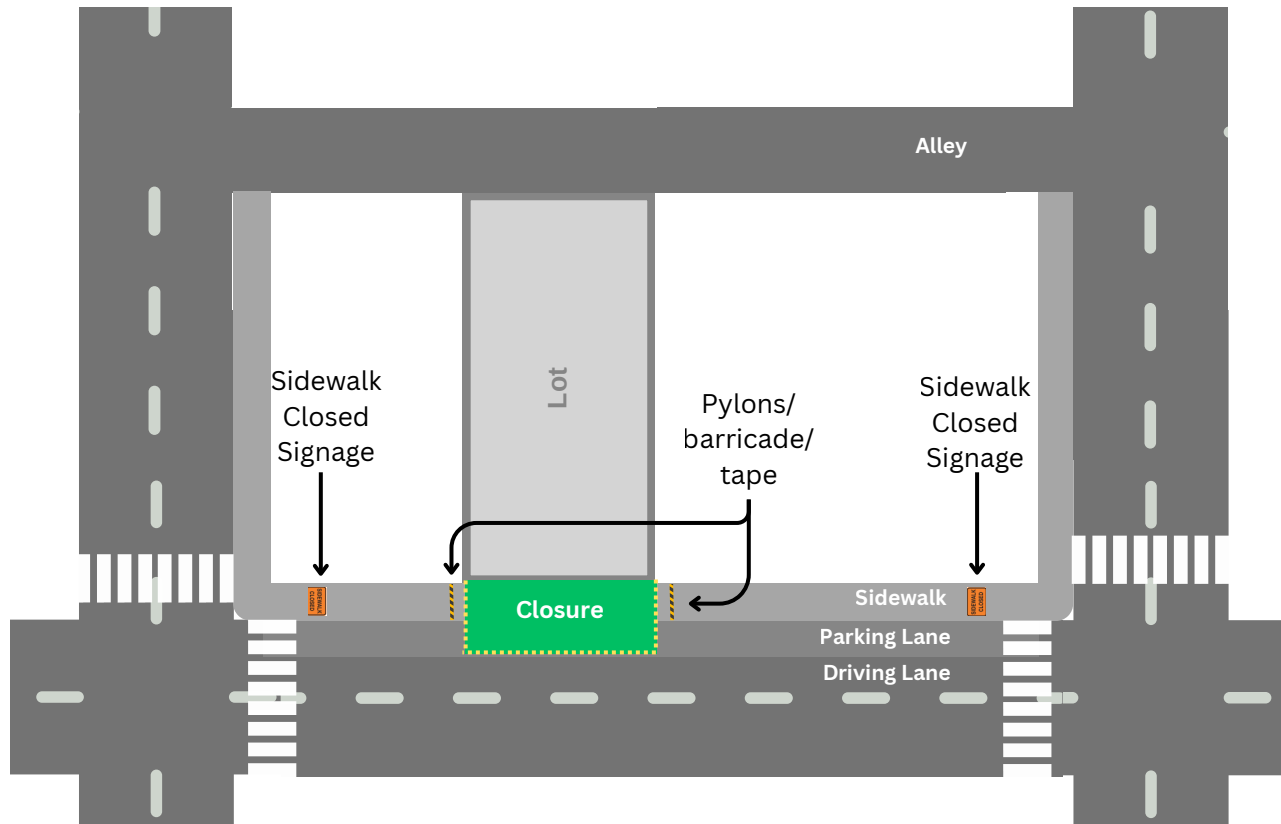
This Traffic Accommodation Plan (TAP) provided is for minimum reference only. The permit holder is responsible for all traffic control measures, public safety, and safe use of the occupied municipal space for the full duration of the work.

# Closing the Parking Lane and Sidewalk

**To be used when:** Both the sidewalk and the adjacent parking lane are partially or fully occupied for construction purposes.

Advance notice signage must be placed at the nearest sidewalk intersections to inform pedestrians of the closure ahead, allowing them to safely reroute **before** reaching the construction area. This type of closure is permitted on an intermittent basis only.

**Notice Required:** 24 hours



Name	Visual
Signage	
Barricade	
Pylon	

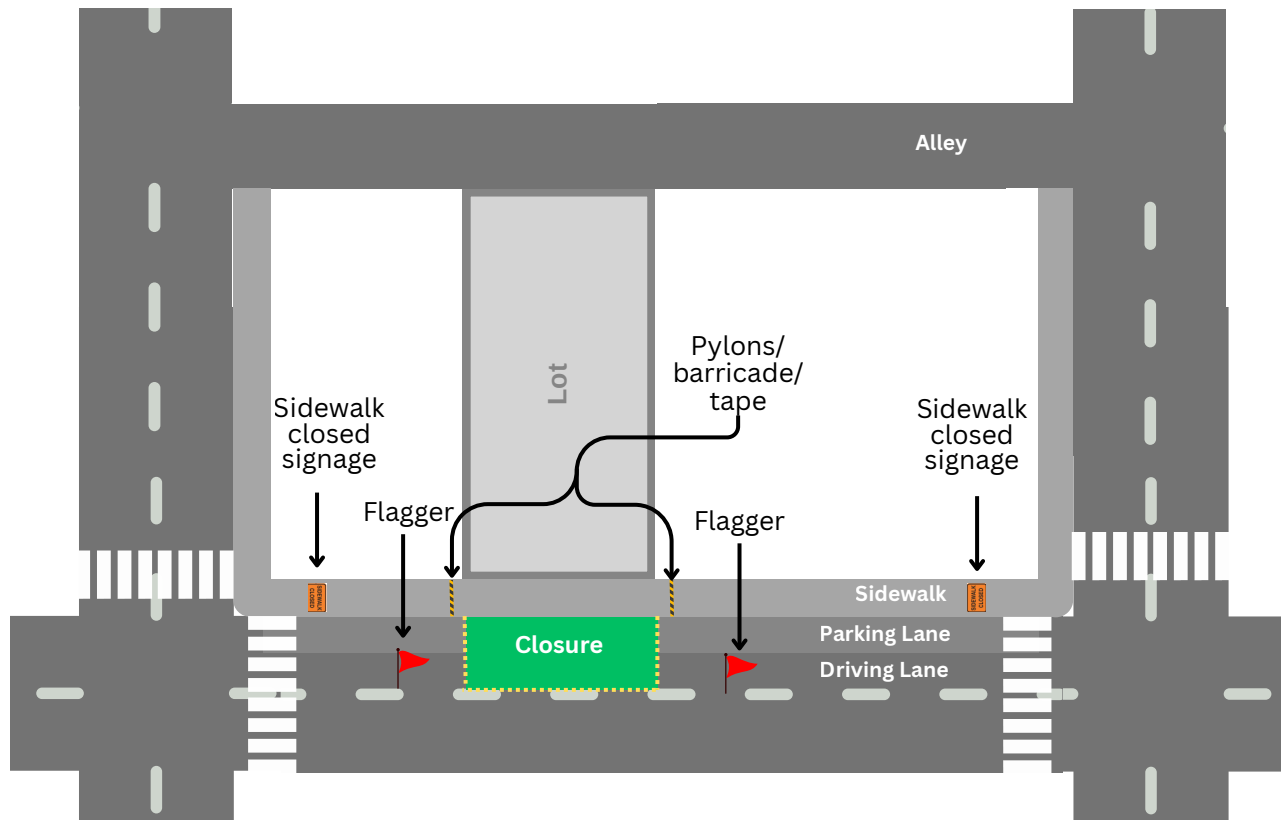
This Traffic Accommodation Plan (TAP) provided is for minimal reference only. The permit holder is responsible for all traffic control measures, public safety, and safe use of the occupied municipal space for the full duration of the work.

# Closing the Driving Lane

**To be used when:** Driving lane is temporarily closed or partially obstructed.

Traffic control persons (flaggers) must be present at each end of the closure to ensure safe traffic flow. Driving lane closures are permitted on an intermittent basis only. If the driving lane is closed for overhead work, including material unloading, crane use, or moving equipment, the adjacent sidewalk must also be closed. Advance sidewalk-closure signage must be placed at the nearest intersections to allow pedestrians to reroute safely before reaching the work area.

**Notice required:** 24 hours. **Note:** Full road closures require a separate SPSU permit, plus notification to emergency services and transit.



Name	Visual
Signage	
Barricade	
Pylon	
Flagger	

This Traffic Accommodation Plan (TAP) provided is for minimal reference only. The permit holder is responsible for all traffic control measures, public safety, and safe use of the occupied municipal space for the full duration of the work.